



DESIGN DIRECTIONS

COMPILED BY Beth Muhling & Claire Watkins

Stand out from the outdoors crowd with design elements recommended by the experts

LINKED SPACES

This harmonious layout links its various spaces. Durable materials are used to achieve a high-quality finish, suiting the new extension, existing building and the client's brief requesting a timeless, unique space. Turkish travertine is used in a push/pull format to interface with the lawn, providing sculptural interest that softens the zones. It leads the eye from the home through to the new alfresco entertaining area using a combination of materials to achieve an appealing design. *Escape Landscape Architecture* (08) 9201 2772, www.e-scapedesign.com.



◀ Seamless flow

Make the most of a small space by perfectly melding indoors and outdoors. This garden was designed by CultivArt in tandem with the building project. Recessing bi-fold doors into the decking and continuing the decking in line with the wide-board floor provides a seamless join. Clever design of the living area means the ubiquitous 'alfresco' doesn't need to be tacked on to provide a sheltered outdoor area. In fact, this house is so open to the garden it doubles as an alfresco living area. *CultivArt 0414 865 747, www.cultivart.com.au.*


IN THE CHANNEL ▼

Leaving a channel in large areas of tiling allows for drainage and also gives easy access to reticulation pipes. It can be lined with weed mat or drainage fabric and filled with pebbles for aesthetic appeal, as this channel by Hidcote Landscapes illustrates. *Hidcote Landscapes (08) 9335 1475, www.hidcote.com.au.*



HIGH FIVE ▶

Five key design points to take into account when creating an outdoor area are shape, texture, colour, angle and finished level. As shown in this outdoor space by Principal Landscapes, by strategically placing different paving styles with contrasting pebbles and timber decking, you can create an attractive outdoor area. Add to that several changes in the levels and you can create even more interest. *Principal Landscapes 0402 902 346, www.principallandscapes.com.au.*



COMPLEMENTARY MATERIALS

Using a variety of elements brings together a visually and texturally appealing feature, as seen in this garden designed and built by Garden Artisans. The company philosophy is to use complementary materials such as glass, granite, water, different plant foliage and colours in moderation and in sympathy with the surrounding area. *Garden Artisans (08) 92421507, www.gardenartisans.com.au.*



WALL NICHE ▲

In this elegant design by Manorscape, a wall niche was installed to create a point of interest in a corner of an outdoor garden room. The arch and the background stucco work were designed to complement some of the architectural features of the home, helping to tie the outdoor area in with the home. *Manorscape 0418 917 560, www.manorscape.com.au.*

Gabion wall ▲

This project by Aaron East Landscaping & Garden Design features a gabion (mesh filled with rocks or earth). Aaron says they've been around "forever" but people are just starting to discover the benefits of a gabion wall. Originally used to stabilise slopes against erosion, they're versatile in the modern garden and add a 'wow' factor, he adds. They can be used as lighting and water features, screening, focal points and functional retaining walls. And with many new stone products available, matching a stone to a new or old home is easy. *Aaron East Landscaping & Garden Design 0437 907 794, www.aaroneast.com.au.*



Synthetic lawn ►

As our lifestyles become more hectic and water more scarce, demand for low-maintenance gardens is growing. Expansive timber decks, cool sandstone and limestone paving, amazingly realistic synthetic turf and beautiful flowering Australian natives and hardy Mediterranean plants are becoming the standard must-haves in Perth gardens. This relaxed design by Envious Landscapes shows such elements blending harmoniously. *Envious Landscapes 0437 784 163, www.landscapedesignperth.com.au.*





Retaining walls ▲

With imaginative design, retaining walls can be more than an ugly necessity and can literally bring another dimension to your garden. At this project by Envious Landscapes, sweeping tiered intersecting walls overcome the structural issues associated with a heavy, awkward slope. They also create beautiful flowing lines and three seamlessly linked, yet separate, gardens. The flowing lines are repeated in curved stairs that lead to the front door as well as in a sweeping path. *Envious Landscapes 0437 784 163, www.landscapedesignperth.com.au.*

STONE CLADDING ▼

Stone walls offer a warm, rugged look and you can create one the easy way with stone cladding from Eco Outdoor, as shown. It's available in a loose format, in various colours, and you can work with it to achieve the look you want. Details such as corners and capping create a solid look and give these products the edge over the veneers of the past. Eco Outdoor can also recommend a professional to install it. *Eco Outdoor 1300 13 14 13, www.ecooutdoor.com.au.*



Slow flooring ▲

In contrast to mass-produced flooring, Antico Luce cotto tiles from Eco Outdoor are made by hand. A small Italian family-owned company makes them seasonally. The kiln is blessed by a priest then each tile is handcrafted, kiln-fired then left to bake in the sun. At the end of the season the priest returns to bless the kiln, which is closed for the rest of the year. This cotto range offers earthen tones, and hand-worked edges, sometimes showing a fingerprint, give an aged 'lived in' appearance. To add to this, the tiles are also incredibly soft underfoot. *Eco Outdoor 1300 13 14 13, www.ecooutdoor.com.au.*

LIVING WALL ►

Paul Roche from Sheoak's Landscapes says living walls, such as this one at the Frasers Landing development in Mandurah, work well on buildings with reflective surfaces, as they draw the natural environment inside. Benefits include insulating the building from heat and cold, meaning less energy consumption. Living walls also give a natural look to facades and have a calming effect in urban environments. Using native plants on them is a wonderful way of promoting our native biodiversity in urban areas, adds Paul. *Sheoak's Landscapes (08) 9314 1640, www.sheoaks.net.au.*



Light up ▼

The garden has become more of an outdoor room, so lighting is important. Well-planned lighting can create a different garden to the one you have in the day. It creates ambience and can transform your garden into a dramatic place of silhouettes, beauty and intimacy. The goal is to focus on various parts of the garden. Light can bring life to a pool, water feature, decking and trees to provide a different viewpoint to the one seen in daytime. *Mondo Landscapes 0417 171 198, www.mondolandscapes.com.au.*



The big three ▲

Water, texture and colour are the current strong trends in garden design, according to the designers at Haughty Culture. As shown in this design of theirs, these elements are being used to add coolness, relaxation and that touch of individual style to the garden. *Haughty Culture (08) 9380 6300, www.haughtyculture.com.au.*



Waterwise verge ▲

Antony Konig Landscapes recommends planting your verge with natives or other hardy types (and perhaps leaving a space for car parking). It will set off your house and show that you're doing something positive for the environment. Succulents are the ultimate waterwise plants and offer strong shapes and interesting colours. The plants pictured are *Aloe 'Southern Cross'*, *Senecio serpens* (blue chalk sticks), *Echeveria 'Crinoline'* (behind), *Tradescantia pallida* (purple heart) and *Cotyledon orbiculata var. oblonga 'Macrantha'*. *Antony Konig Landscapes (08) 9430 6390, www.akl.com.au.*

INSIDE OUT ▼

Outdoor entertaining has made way for true outdoor living, as shown in this design by Envious Landscapes. The outdoor room is now a year-round chef's kitchen, elegant dining room, family room and home theatre in one. Art, rugs and cushions offer colour and comfort while separate function and mood lighting works with integrated sound and entertainment systems to create the right mood and feel for the occasion. (The artwork is *Southerly Swell* by Michael McCarthy.) *Envious Landscapes 0437 784 163, www.landscapedesignperth.com.au.*



outdoor feature specialists



Outdoor Art




Water Features



Pots & Planters



Planter Bowls



Water Walls



Metal Screens

Add value to your project with a quality outdoor feature. Our huge range of unique products, expert advice and quality accessories are guaranteed to give your project the edge.



WaterGARDEN
WAREHOUSE

www.watergardenwarehouse.com.au



Recycled materials ▼

Make your outdoor design more eco friendly – and more interesting – by using recycled materials. In this design by South Sea Landscapes, the grass trees were salvaged, the letterbox was constructed using recycled jetty timber and the feature red pot is second-hand and repainted. *South Sea Landscapes 0408 851 449, www.southsealandscapes.com.au.*



ECO YET GREEN ▲

A low-maintenance, water-efficient garden doesn't have to be dry and dusty. As shown in this outdoor area, good plant selection and landscape design can create a garden that's easy-care and visually pleasing. Grass trees offer a dramatic sculptural look and the spiky *Dianella revoluta* 'Little Rev' groundcover continues the look. Little Rev is a native flax that provides greenery all year. *Mondo Landscapes 0417 171 198, www.mondolandscapes.com.au.*

Screen saver ►

Privacy issues and creating boundaries are gaining importance in landscape designs. Timber, synthetic materials and the traditional plants and trees, or a combination of these, can encapsulate the theme of the concept and enhance the atmosphere of the outdoor area. This elegant design shows a tasteful use of screening to offer privacy and create separate areas. *Escape Garden Design and Construction 0421 645 155, www.escapewa.com.au.*



HERB GARDEN

Escape Garden Design and Construction is finding that interest in herb and vegetable gardens – sometimes covering the entire landscape – is growing rapidly. This type of garden creates greenery and is sustainable because the plants also provide food. Growing herbs offers a sensory experience because you can enjoy the aroma of different herbs as you move around. *Escape Garden Design and Construction 0421 645 155, www.escapewa.com.au.*



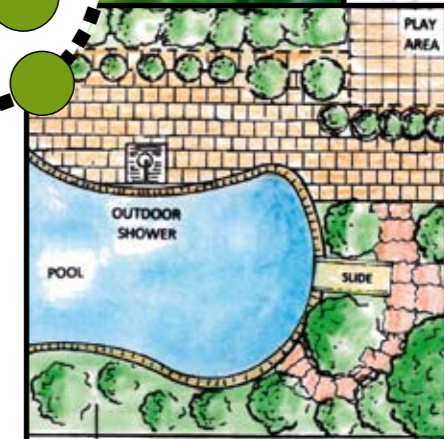
Focal point ▲

A circular garden with a low sandstone feature is the centrepiece of this small courtyard to the left of the home's entry. It is intentionally low and creates a soft, yet perfect foreground to the bespoke wrought-iron arbor and seat behind it. This garden was designed by Janine Mendel from CultivArt. The horticulturalist and garden stylist was Addy Arnold from Essentially Green. *CultivArt 0414 865 747, www.cultivart.com.au; Essentially Green 0439 961 362, www.essentiallygreen.com.au.*

A D A M S G A R D E N D E S I G N



- ### SERVICES OFFERED
- Client consultation & advice
 - Full garden plan
 - Planting plan
 - Setting out plan
 - Contractor tendering
 - Project management
 - Maintenance schedule



Visit adamsgardendesign.blogspot.com for latest news and project updates or follow **Adams Garden Design** on Facebook

Tel: (08) 9583 4820 **Mob:** 0466 366 122

eMail: info@adamsgardendesign.com.au

www.adamsgardendesign.com.au



◀ FEATURE STONE

This garden, designed by Wild About Gardens and installed by Bobtail Landscaping, has a modern Japanese feel created using local, natural materials including sustainably quarried riverstone from the South West, Toodyay stone, rainbow stone and summerstone. The water feature is a focal point – a large ball of polished WA granite from Floating Stones sits over a concealed reservoir. Water cascades over the ball's surface. It's easily accessible from the garden and deck so the owners and their children can run their hands over it. *Wild About Gardens (08) 9344 2585; Bobtail Landscaping 0431 776 024, www.bobtail.com.au.*




◀ Advanced trees

The challenging brief was to create a rambling European-style garden set within sandy banksia woodland. So Wild About Gardens used advanced trees to create an established feel. Tall liquid amber trees line a sandstone driveway leading into a Mediterranean-style garden with plantings of olives, weeping mulberry, Chinese pistachio and sheoaks. The large scale of the garden and craftsmanship of the home are complemented by the stature and autumn tonings of the deciduous trees. *Wild About Gardens (08) 9344 2585.*

FEATURE ▲ POOL FENCE

This area by Exhibit Green won the Designer Award in the residential 250-500sqm category at the Landscape Industries Association of WA 2011 awards. The design shows innovative use of materials for features, including a pool fence with an artistic touch. The judges also noted it was an excellent design with a good use of space and different levels. *Exhibit Green (08) 9203 8100, www.exhibitgreen.com.au.*



DRY POND ▲

Art and a dry pond were used in place of a water feature at this Water Corporation of WA display at Garden Week 2011. A dry pond gives the impression of water, even if there is none. Some are designed to fill with rainwater. Waterwise native plants and mulches of local stone were also used. *Beyond the Box Landscape Design 0408 955 043, www.beyondthebox.net.au.*

WATERWISE MIX ▼

Create an easy-care garden by mixing native plants and waterwise exotics. Here, grass trees provide a sculptural look. The bird of paradise plant complements them with its broader green leaves and adds a dash of colour. River pebbles bring in soft curves and spiky *Lomandra 'Tanika'* adds low-level greenery. *South Sea Landscapes 0408 851 449, www.southsealandscapes.com.au.*



Stylish Landscapes

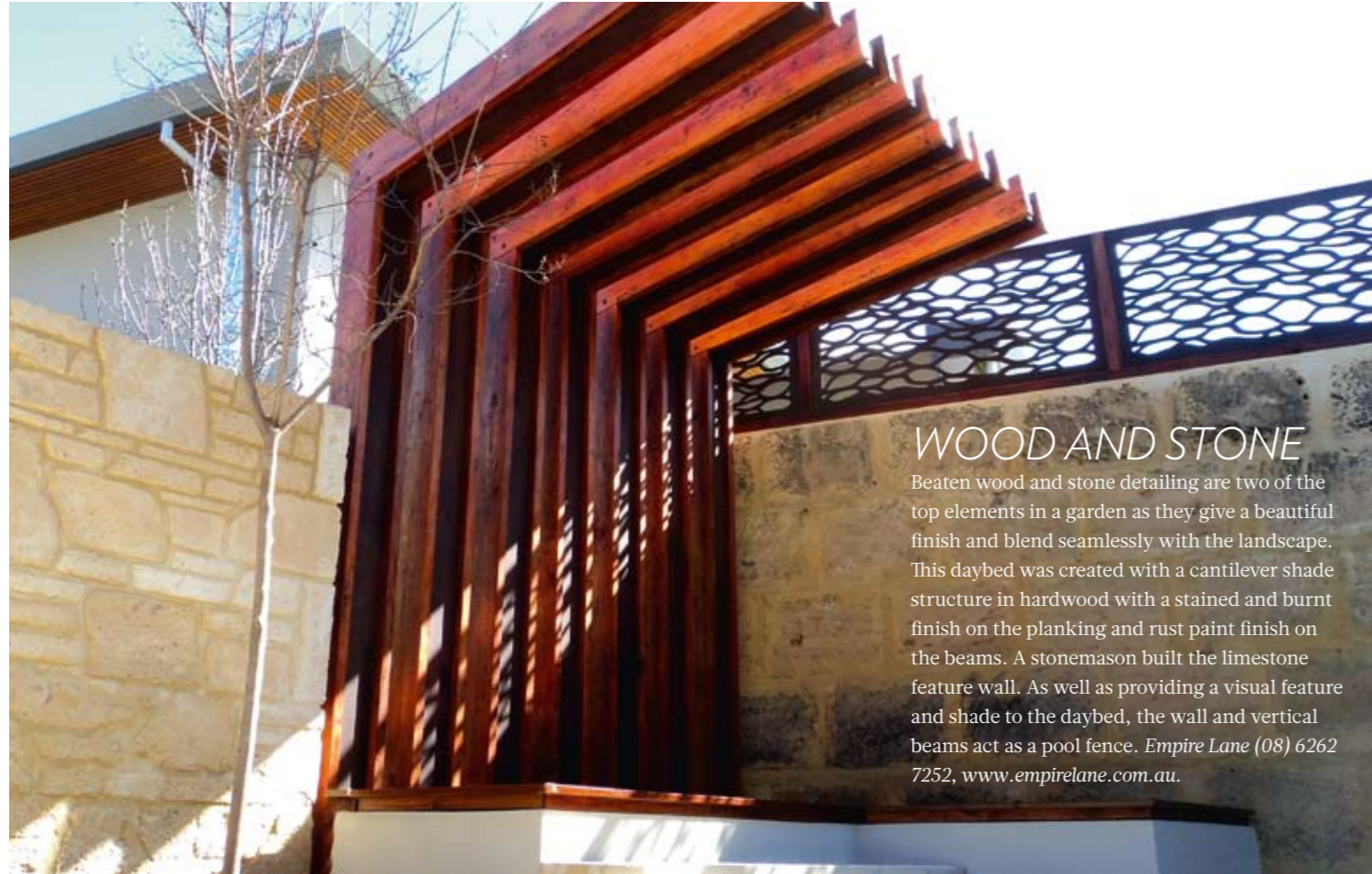
urbanserenity

contemporary gardens
for your unique location
specialised advice

P (08) 9243 6102
M 0407 011 137
E daryl@urbanserenity.com.au



To learn more about the services we offer visit www.urbanserenity.com.au



WOOD AND STONE

Beaten wood and stone detailing are two of the top elements in a garden as they give a beautiful finish and blend seamlessly with the landscape. This daybed was created with a cantilever shade structure in hardwood with a stained and burnt finish on the planking and rust paint finish on the beams. A stonemason built the limestone feature wall. As well as providing a visual feature and shade to the daybed, the wall and vertical beams act as a pool fence. *Empire Lane (08) 6262 7252, www.empirelane.com.au.*



◀ SCULPTURAL ELEMENTS

This decorative spout was designed in conjunction with WA sculptor Peter Zappa to form a sculptural element in a highly structured garden designed by Taylor Landscaping. This beautiful piece brought visual interest to a screen wall viewed from the dining room window. *Taylor Landscaping (08) 9286 4922, www.taylorscape.com.au.*

▲ Mixed textures

Different textures and materials can add depth and dimension and direct the eye. This water feature by MJD Landscapes and Design includes materials such as marble, slate, stainless steel and a custom-made vertical exposed granite surface. The curve of the water wall creates atmosphere and directs the sound of the water while the water itself softens the hardness of the products. *MJD Landscapes and Design (08) 9204 5047, www.mjdlandscapesanddesign.com.au.*

Add design and elegance to your outdoor entertaining areas with custom made shade sails



www.shadexperience.com.au

PHONE 08 9456 0996 FAX 08 9456 0966

EMAIL info@shadexperience.com.au

